



# Operating instructions

## 1. General terms:


### 1.1. Product description:

**Bite Registration Wax lemon flavoured, yellow - soft**  
**Bite Registration Wax strawberry flavoured, pink - hard**  
**Bite Registration Wax apple flavoured, green- medium hard**

### 1.2. Delivery form:

<b>Content</b>	<b>40000</b>	<b>yellow soft</b>	<b>40001</b>	<b>Content</b>
<b>450 gr.</b>	<b>40002</b>	<b>pink hard</b>	<b>40003</b>	<b>2500 gr.</b>
	<b>40006</b>	<b>green medium-hard</b>	<b>40007</b>	

### 1.3. Manufacturer:

 **Karl Berg GmbH - Industriestraße 3 b - D-78234 Engen/Germany**  
 Tel.: 0049-7733-941087 FAX: 0049-7733-6434

### 1.4. Storage:

Store at room temperature of at least +10°C up to +30°C  
 Protect from UV radiation; lower temperatures of under +8°C and particularly temperatures below zero can embrittle this product. Protect from any blow or dropping.

## 2. Use according to determinations:

Bite registration wax for use in dental laboratories, especially for the denture technique (total and partial) to registrate the „biting situation“ in a patients mouth. The shape / form of bite registration wax is changeable when it is warmed up with a Bunsen burner or in a double boiler. Liquefaction or warming-up of wax for bite registration only to be done by skilled personnel and without exception only outside patients mouth. To avoid swallowing, suffocation or burning of mucous membranes do not insert too small or too hot pieces into the patients mouth.

**Any claims on warranty or liability will not be accepted if not used according to determinations!**

## 3. Caution:

1. Ensure that unqualified persons (e.g. children) do not come into contact with this product (danger of swallowing).
2. Hot wax can cause burning on skin - avoid contact of hot wax with skin (Safety clothing if necessary) Inhalation of hot wax vapours should be avoided.
3. Wax should only be inserted into patients mouth for a short time and not continuously.
4. In order to avoid swallowing or suffocation connect bite registration properly.

## 4. Operating instructions:

### 4.1. Preparation

Open the packaging at the top.

### 4.2. Application

Desinfect bite registration wax and adapt to mouth situation after having warmed up (Bunsen burner / double boiler) product. Ask patient to bite the registration being relaxed. Remove.

### 4.3. After application

Clean and disinfect the removed registration.  
 Close packaging and protect from dust.

## 5. Disposal:

According to current local regulations.

## 6. Durability:








**Consumer goods should be used rapid after opening and used up within a few months. Flavouring agents are non-toxic and evaporate!**

## 7. Symbols

Dokument:	Erstellt am/von:	geändert am/von:	Revision:	freigegeben am/von:	Seitenzahl:
BA	28.08.2002/TB	05.06.2019/CJ	1	05.06.2019/TB	Seite 1 von 2

## Operating instructions

---

	<b>Manufacturer</b>
	<b>CE sign</b>
	<b>FOR DENTAL PROFESSIONALS ONLY (USA)</b>
	<b>Non steril product</b>
	<b>lot number</b>
	<b>manufacturing date</b>
	<b>EXP</b>

<b>Dokument:</b>	<b>Erstellt am/von:</b>	<b>geändert am/von:</b>	<b>Revision:</b>	<b>freigegeben am/von:</b>	<b>Seitenzahl:</b>
BA	28.08.2002/TB	05.06.2019/CJ	1	05.06.2019/TB	Seite 2 von 2